



Your antenna design partner

**LTE Wide Band flex Antenna
698 – 2700 MHz**

Datasheet


LTE Wide Band flex Antenna 698 – 2700 MHz

Electrical Specifications

1. Frequency: 698 – 2700 MHz
2. Impedance: 50 Ω

Applications

1. All Cellular
2. 2.4GHz
3. Wi-Fi
4. ISM
5. AGPS



BAND	700/850/900	1700/1800/1900	2100	2400	2600
STANDARD	CELLULAR	CELLULAR	CELLULAR	ISM	CELLULAR
Frequency(MHz)	698 - 960	1710 - 1990	1755 - 2170	2400 - 2500	2500 - 2690
Max. VSWR	$\leq 8.23:1$	$\leq 4.21:1$	$\leq 5:1$	$\leq 1.8:1$	$\leq 3.3:1$
Max. Return loss (dB)	≥ 2.12	≥ 4.2	≥ 3.52	≥ 10.44	≥ 5.4
Peak gain(dBi)	≥ -6.44	≥ -0.66	≥ -1.05	≥ 1.30	≥ 1.99
Efficiency(%)	≥ 10	≥ 30	≥ 30	≥ 58	≥ 67
Radiation properties	Omni Directional				
Max. input power	2W				
Polarization	Linear				
Impedance(ohms)	50 ohms				

LTE Wide Band flex Antenna 698 – 2700 MHz

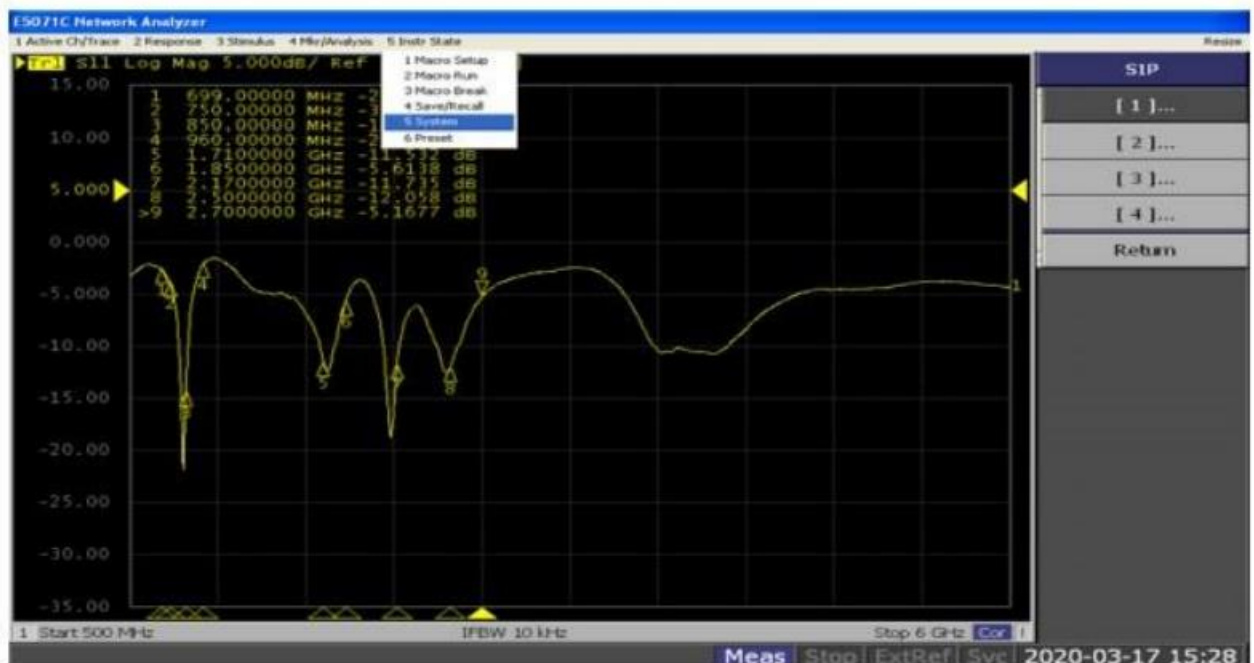
Equipment Used

1. ETS 8050 Antenna Anechoic Chamber
2. Keysite 5071C VNA (Radiation Pattern Measurement)
3. Agilent 5071C VNA (Return Loss Measurement)

Features

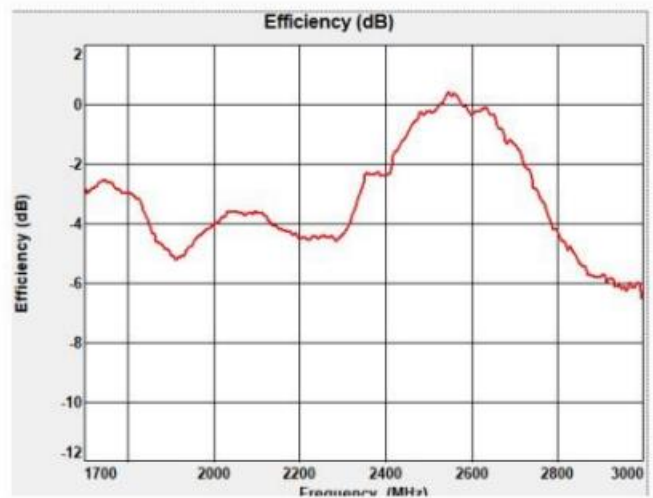
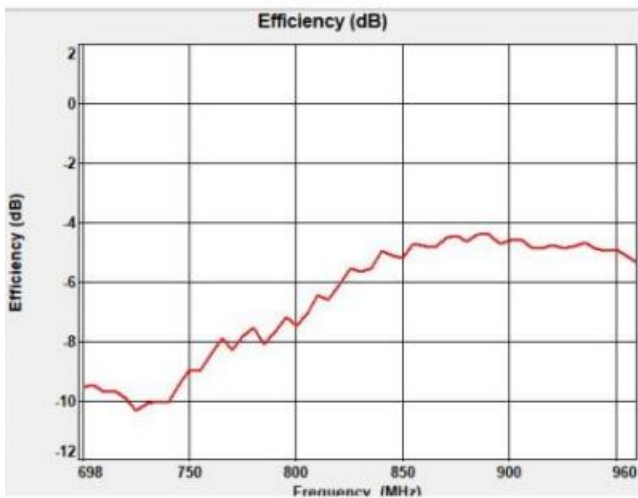
1. Ground plane Independent
2. 698 – 2700 MHz
3. >10% Efficiency on All bands
4. -6.44 dBi Peak Gain
5. 98*20*1 mm size
6. Adhesive Tape/Glass Mount Design
7. IPEX MHFI, UFL Compatible

Return Loss



LTE Wide Band flex Antenna 698 – 2700 MHz

Efficiency



Radiation Pattern

